

PRODUCTS

V
1.0

bp
blue pill

CLIMBING HOLDS & VOLUMES

INDEX

VOLUMES 04

FAT TETRES 1200	05
FAT TETRES 600	05
FAT SQUARE 600	06
THIN SQUARE 600	06
FAT SQUARE 300	06
THIN SQUARE 300	06
FAT BLOC 1200	07
FAT BLOC 600	07
FAT LONG TRIANGLE 1200	08
THIN LONG TRIANGLE 1200	08
FAT LONG TRIANGLE 600	09
THIN LONG TRIANGLE 600	09
FAT CLASSIC TRIANGLE 600	11
THIN CLASSIC TRIANGLE 600	11
FAT CLASSIC TRIANGLE 300	11
THIN CLASSIC TRIANGLE 300	11
WOOD	12
TEXTURE	12
T-NUTS	12
SCREW-ON	13
BOLT-ON	13
EASY TO CLEAN	13
BASEPLATE	14
COLORS	14
CUSTOM ORDERS	14

PU HOLDS COMPETITION LINE 16

GIGA	17
IMPRESSION	18
PINCHES	18
SLOPY	19
BIG CRIMPS	19
SPAX CRIMPS	21
SPAX SET 1	21
SPAX SET 2	21

PE HOLDS LIGHTWAVE LINE 22

MEGA JUGS	23
SUPER JUGS	23
JUGS	24
MEDIUM JUGS	24
SUPER SLOPER	24
SLOPER	24
POSITIVE CRIMPS	25
FOOTHOLDS	25

PE HOLDS STRAIGHT BLOC LINE 26


FEATURES	26
SUPER JUGS	26
JUGS	27
MINI JUGS	27
MEGA PINCHES	28
BIG PINCHES	29
MEDIUM PINCHES	29
CRIMPY PINCHES	29
INCUT CRIMPS	31
MINI SLOPER	31
MINI SPECIALS	31
SCREW-ONS	31
BLUEPILL MATERIAL	32
ATTACHMENT SYSTEM	32
HOLLOWBACK	32
COLORS OF BLUEPILL	32
MAINTENANCE	32

BLUEPILL CONTACT 35




FAT TETRES 1200

Length: 1200 mm
Width: 600 mm
Height: 350 mm
T-Nuts: 78




FAT TETRES 600

Length: 600 mm
Width: 600 mm
Height: 200 mm
T-Nuts: 16



FAT SQUARE 600

Length: 600 mm
Width: 600 mm
Height: 270 mm
T-Nuts: 28




THIN SQUARE 600

Length: 600 mm
Width: 600 mm
Height: 170 mm
T-Nuts: 24

FAT BLOC 1200

Length: 1200 mm
Width: 600 mm
Height: 330 mm
T-Nuts: 55



FAT SQUARE 300

Length: 300 mm
Width: 300 mm
Height: 140 mm
T-Nuts: 4



FAT BLOC 600

Length: 600 mm
Width: 300 mm
Height: 180 mm
T-Nuts: 8



THIN SQUARE 300

Length: 300 mm
Width: 300 mm
Height: 100 mm
T-Nuts: 4



FAT LONG TRIANGLE 1200

Length: 1200 mm
Width: 600 mm
Height: 300 mm
T-Nuts: 28



FAT LONG TRIANGLE 600

Length: 600 mm
Width: 300 mm
Height: 180 mm
T-Nuts: 7




THIN LONG TRIANGLE 600

Length: 600 mm
Width: 300 mm
Height: 100 mm
T-Nuts: 4



THIN LONG TRIANGLE 1200


Length: 1200 mm
Width: 600 mm
Height: 150 mm
T-Nuts: 19





FAT CLASSIC TRIANGLE 600

Length: 600 mm
Width: 600 mm
Height: 240 mm
T-Nuts: 10




THIN CLASSIC TRIANGLE 600

Length: 600 mm
Width: 600 mm
Height: 120 mm
T-Nuts: 6



FAT CLASSIC TRIANGLE 300

Length: 300 mm
Width: 300 mm
Height: 150 mm
T-Nuts: 3



THIN CLASSIC TRIANGLE 300

Length: 300 mm
Width: 300 mm
Height: 100 mm
T-Nuts: 3





WOOD

All Bluepill volumes are made with 18mm, 13 layer, high-quality birch plywood. Birch is used because it provides the perfect balance between strength and elasticity. In addition, birch is a fast-growing tree making it an environmentally friendly choice. Since the volumes are made entirely of plywood, installing screw-on holds is a cinch.

TEXTURE

Bluepill texture is one of a kind. It's not paint and it's not truck bed liner, it's our own special Bluepill texture. Bluepill texture is best described as having a similar texture to climbing holds, except that it is somewhat water absorbent, which helps keep it from becoming greasy or sweaty like it does with paint. The texture is made up of three rock-hard layers that are ultra-durable and can even withstand the abuse of a power washer without any effect on the texture or color. The texture can be produced in any one of our 40 standard colors or any custom color you want.

T-NUTS

All our volumes have bomber T-nuts installed with 2 set screws. Our volumes have about twice as many T-nuts as most competitors to allow for more flexibility and creativity in route setting.

SCREW-ON

All volumes can be screwed on around the edge of the volume. All screw placements are pre-drilled and reinforced with special metal screw washers. You can use either countersunk screws or pan-head screws to attach the volume. Having this screw-on option allows you to put the volume exactly where you need it if a T-nut isn't available. These screw-on spots also allow you to easily install set screws that are needed to prevent a larger volume from spinning.

BOLT-ON

Most of the volumes can also be bolted on from the outside of the volume, no baseplate required. This allows setters to easily add and remove volumes to and from any wall with T-nuts. Bolt-on volumes also allow us to provide larger volumes without the charge for a baseplate. The bolt-on spot is reinforced with a washer and a layer of extra resin under the wood.

*These bolt-on spots are not shown in most of our current pictures.

EASY TO CLEAN

Bluepill volumes can easily be cleaned with a power washer or by scrubbing away any chalk or shoe rubber without damaging the texture.



BASEPLATE

For almost every volume, except for small ones (Triangle 300), baseplates are available. The baseplate is directly mounted to the T-nuts of your climbing wall and lets you attach the volume without wood screws. The fixation between the baseplate and the volume is done with metric screws (you get a higher durability of the fixation points from this method).

COLORS

We offer 40 standard colors with all primary colors matched to the industry standards. In addition, we offer any custom color (free for larger orders) and we offer fluorescent colors that glow in the dark with black lights for an additional 15 %. We also offer custom patterns for your volumes, such as 2 or 3 colors for a volume, having every side of the volume a different color or having a different color for the edge of your volumes. Please contact us for pricing options.

CUSTOM ORDERS

We can customize your order in a variety of ways:

- Safety backup / mounting aid for bigger volumes
- We can produce your volumes in any custom color or combination of colors.
- Volumes without T-nuts are also an option.
- Custom built volumes based on a sketch.

Do you have other ideas or requests? Contact us! We can make almost anything happen.

PURE WHITE
RAL 9010



TRAFFIC YELLOW
RAL 1023



TRAFFIC RED
RAL 3020



SIGNAL VIOLET
RAL 4008



PURE GREEN
RAL 6037



SKY BLUE
RAL 5015

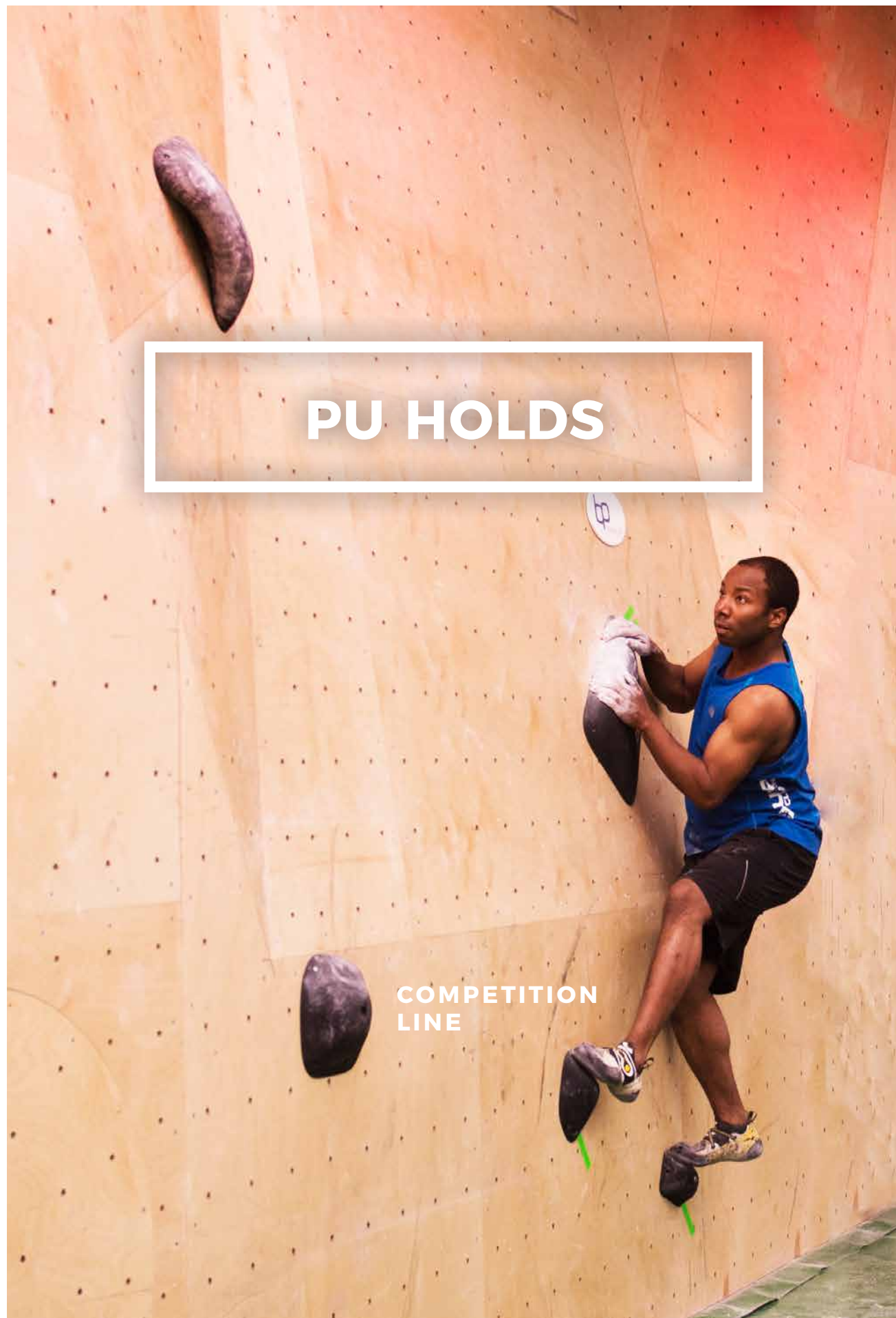


WINDOW GREY
RAL 7040



JET BLACK
RAL 9005





COMPETITION LINE

GIGA

Holds: 5
Size: XXL - XXXL
Difficulty: Moderate



IMPRESSION

Holds: 10
Size: L - XL
Difficulty: Hard



PINCHES

Holds: 14
Size: M - XL
Difficulty: Moderate



SLOPY

Holds: 10
Size: M - XL
Difficulty: Hard



BIG CRIMPS


Holds: 5
Size: M - XL
Difficulty: Moderate





SPAX CRIMPS

Holds: 20
Size: XS - S
Difficulty: Hard




SPAX SET 1

Holds: 30
Size: XXS - S
Difficulty: Hard



SPAX SET 2

Holds: 45
Size: XXS - S
Difficulty: Hard





PE HOLDS

LIGHT
WAVE
LINE

LIGHT WAVE LINE

MEGA JUGS

Holds: 6
Size: XL - XXL
Difficulty: Easy



SUPER JUGS

Holds: 12
Size: XL
Difficulty: Easy

JUGS

Holds: 6
Size: L
Difficulty: Easy



MEDIUM JUGS

Holds: 8
Size: S - L
Difficulty: Easy



POSITIVE CRIMPS

Holds: 10
Size: S
Difficulty: Moderate



SUPER SLOPER

Holds: 3
Size: XL - XXL
Difficulty: Hard



SLOPERS

Holds: 12
Size: L - XL
Difficulty: Hard



FOODHOLDS

Holds: 26
Size: XS
Difficulty: Hard



STRAIGHT BLOC LINE

PE HOLDS

STRAIGHT
BLOC
LINE



FEATURES

Holds: 2
Size: XXXL
Difficulty: Easy



SUPER JUGS

Holds: 11
Size: XL - XXL
Difficulty: Easy



JUGS

Holds: 20
Size: M
Difficulty: Easy



MINI JUGS

Holds: 20
Size: S - M
Difficulty: Moderate



MEGA PINCHES

Holds: 2
Size: XXL
Difficulty: Easy



BIG PINCHES

Holds: 10
Size: L - XL
Difficulty: Moderate



MEDIUM PINCHES

Holds: 10
Size: M - L
Difficulty: Moderate



CRIMPY PINCHES

Holds: 10
Size: M - L
Difficulty: Moderate



INCUT CRIMPS

Holds: 30
Size: S
Difficulty: Moderate

MINI SLOPERS

Holds: 10
Size: S - M
Difficulty: Hard




MINI SPEZIALS

Holds: 26
Size: S
Difficulty: Hard

SCREW ON'S

Holds: 32
Size: XS
Difficulty: Hard



BLUEPILL MATERIAL

Bluepill holds are made from a first-class polyurethane or polyester. These two materials have different properties and are carefully selected according to the shape of the holds. During production, we carefully inspect every single hold at every stage of production. This is why we are able to offer a product of the highest quality, which has a long service life.

ATTACHMENT SYSTEM

All bolt-on Bluepill holds are equipped with a double mounting system so it is possible to attach the holds with an M10 bolt with a cap head or martini head. Apart from a few exceptions, Bluepill holds can also be fastened with wood screws to allow for more flexibility for the hold position. We advise our customers to always use all set screw spots to make sure the attachment is optimal. Please read the instruction sheet to know exactly how to attach the holds.

HOLLOWBACK


We use our hollowback system for all the bigger Bluepill holds. This system saves material and also reduces the weight of the holds without compromising safety or hold durability. Hollowbacks also make it much easier to handle the larger holds while setting and stripping routes or boulders.

COLORS OF BLUEPILL

We offer Bluepill holds in 9 standard and fluorescent colors. The colors are matched to the industry standard. If you have special color wishes please contact us.

MAINTENANCE

When holds are screwed to a climbing wall and regularly used, it is normal that they become dirty from chalk and shoe abrasion. In the long term, the grip can be impaired. We therefore advise you to regularly clean the holds and check their condition.



Boulderworldcup Munich 2016

CONTACT

KLETTERKULTUR GbR
Klosterstraße 9
89143 Blaubeuren
Germany

info@bluepill-climbing.com
bluepill-climbing.com

IMPRESSUM

PICTURES

Vertical Axis
Marco Kost
Joseph Wetzel

TEXT

Joseph Wetzel

GRAPHIC DESIGN

Alexander Seypt
Joseph Wetzel

