



bp  
blue pill

CLIMBING HOLDS • VOLUMES • EQUIPMENT

VERSION  
2.0

INDEX

GFK - VOLUMES 04

DUAL TEXTURE FIBER IMPRESSIONS 1 - 3	04
DUAL TEXTURE FIBER IMPRESSIONS 4 - 6	06
DUAL TEXTURE FIBER IMPRESSIONS 7 - 12	08
DUAL TEXTURE FIBER IMPRESSIONS 13 - 14	10
FIBER IMPRESSIONS 1 - 3	12
FIBER IMPRESSIONS 4 - 6	14
FIBER IMPRESSIONS 7 - 11	16
FIBER IMPRESSIONS 12 - 14	18

ORIGINAL LINE	
ORIGINALS FIBERGLASS 1 - 3	22
ORIGINALS FIBERGLASS 4 - 5	24

PU HOLDS 26

ORIGINALS SLOPY PLATES, PINCHY PAIR, BIG LIP	26
ORIGINALS JUGGY LIPS, ROUNDED LIPS, BIG JIB LIPS, TRIFLES ONE, TRIFLES TWO	28

COMPETITION LINE	
GIGA JUGS, GIGA LEGDES	30
OPEN HAND JUGS, BIG CRIMPS 2.0, BIG LEDGES, SPAX IMPORESSIONS, SPAX JUGS	32
GIGA	34
IMPRESSION, PINCHES, SLOPY, JUGS, BIG CRIMPS, CRIMPS, FOOTHOLDS	36
SPAX CRIMPS, SPAX MINI JUGS, SPAX SET 1, SPAX SET 2	38

PE HOLDS 40

DOWN CLIMB JUG	40
SPLIT GRIP JUG	42
FEATURE	42
GIGA HANDHOLDS, OPEN GIGA HANDHOLDS, XX-LARGE HANDHOLDS, FLAT XX-LARGE HANDHOLDS	44
LEDGES, X-LARGE HANDHOLDS, LARGE HANDHOLDS, MEDIUM HANDHOLDS, SMALL HANDHOLDS, MEDIUM CRIMPS, SMALL CRIMPS	46
MNI SPECIALS, BIG FOOTHOLDS, FOOTHOLDS	48

STRAIGHT BLOC LINE	50
BIG FEATURE, GIGA ROOF JUGS, BIG ROOF JUGS, ROOF JUGS	50
FEATURES, SUPER JUGS, JUGS, MINI JUGS	52
POKETS, MEGA PINCHES, BIG PINCHES, MEDIUM PINCHES, CRIMPY PINCHES	54
INCUT CRIMPS, MINI SLOPER, MINI SPECIALS, SCREW-ONS	56
BLUEPILL MATERIAL - ATTACHMENT SYSTEM, HOLLOWBACK, COLORS OF BLUEPILL, MAINTENANCE	58

WOOD - VOLUMES 60

GOOD AND BAD WINGS 1500 + 750	60
BROKEN DIAMONDS LEFT AND RIGHT, DIAMONDS	62
TETRES 600 + 1200	64
SQUARE 300 + 600, BLOC 600 + 1200	66
LONG TRIANGLE 600 + 1200	68
CLASSIC TRIANGLE 300 + 600	70
TECHNICAL DETAILS / OPTIONS VOLUME	72
CUSTOM ORDERS	74

BLUEWASH 76

BLUEPILL CONTACT 78

## FIBERGLASS

**DUAL TEXTURE  
FIBER IMPRESSION 1**

Length: 625 mm  
Width: 290 mm  
Height: 125 mm  
Difficulty: Easy

**DUAL TEXTURE  
FIBER IMPRESSION 2**

Length: 750 mm  
Width: 330 mm  
Height: 120 mm  
Difficulty: Easy

**DUAL TEXTURE  
FIBER IMPRESSION 3**

Length: 930 mm  
Width: 340 mm  
Height: 135 mm  
Difficulty: Easy







## DUAL TEXTURE FIBER IMPRESSION 4

Length: 590 mm  
Width: 570 mm  
Height: 135 mm  
Difficulty: Moderate



## DUAL TEXTURE FIBER IMPRESSION 5

Length: 620 mm  
Width: 560 mm  
Height: 180 mm  
Difficulty: Moderate



## DUAL TEXTURE FIBER IMPRESSION 6

Length: 750 mm  
Width: 560 mm  
Height: 150 mm  
Difficulty: Hard





## DUAL TEXTURE FIBER IMPRESSION 7

Length: 570 mm  
Width: 550 mm  
Height: 140 mm  
Difficulty: Moderate



## DUAL TEXTURE FIBER IMPRESSION 10

Length: 570 mm  
Width: 560 mm  
Height: 200 mm  
Difficulty: Easy



## DUAL TEXTURE FIBER IMPRESSION 8

Length: 640 mm  
Width: 530 mm  
Height: 125 mm  
Difficulty: Hard



## DUAL TEXTURE FIBER IMPRESSION 11

Length: 720 mm  
Width: 550 mm  
Height: 220 mm  
Difficulty: Moderate



## DUAL TEXTURE FIBER IMPRESSION 9

Length: 600 mm  
Width: 560 mm  
Height: 160 mm  
Difficulty: Moderate



## DUAL TEXTURE FIBER IMPRESSION 12

Length: 5600 mm  
Width: 420 mm  
Height: 160 mm  
Difficulty: Hard







## DUAL TEXTURE FIBER IMPRESSION 13

Length: 600 mm  
Width: 400 mm  
Height: 180 mm  
Difficulty: Easy



## DUAL TEXTURE FIBER IMPRESSION 14

Length: 700 mm  
Width: 350 mm  
Height: 200 mm  
Difficulty: Moderate





## FIBER IMPRESSION 1

Length: 625 mm  
Width: 290 mm  
Height: 125 mm  
Difficulty: Easy



## FIBER IMPRESSION 2

Length: 750 mm  
Width: 330 mm  
Height: 120 mm  
Difficulty: Easy



## FIBER IMPRESSION 3

Length: 930 mm  
Width: 340 mm  
Height: 135 mm  
Difficulty: Easy







## FIBER IMPRESSION 4

Length: 590 mm  
Width: 570 mm  
Height: 135 mm  
Difficulty: Moderate




## FIBER IMPRESSION 5

Length: 620 mm  
Width: 560 mm  
Height: 180 mm  
Difficulty: Moderate



## FIBER IMPRESSION 6

Length: 750 mm  
Width: 560 mm  
Height: 150 mm  
Difficulty: Hard







## FIBER IMPRESSION 7

Length: 570 mm  
Width: 550 mm  
Heigth: 140 mm  
Difficulty: Moderate



## FIBER IMPRESSION 8

Length: 640 mm  
Width: 530 mm  
Heigth: 125 mm  
Difficulty: Hard



## FIBER IMPRESSION 9

Length: 600 mm  
Width: 560 mm  
Heigth: 160 mm  
Difficulty: Moderate



## FIBER IMPRESSION 10

Length: 570 mm  
Width: 560 mm  
Heigth: 200 mm  
Difficulty: Easy



## FIBER IMPRESSION 11

Length: 720 mm  
Width: 550 mm  
Heigth: 220 mm  
Difficulty: Moderate



## FIBER IMPRESSION 12

Length: 5600 mm  
Width: 420 mm  
Height: 160 mm  
Difficulty: Hard



## FIBER IMPRESSION 13

Length: 600 mm  
Width: 400 mm  
Height: 180 mm  
Difficulty: Easy



## FIBER IMPRESSION 14

Length: 700 mm  
Width: 350 mm  
Height: 200 mm  
Difficulty: Moderate







**ORIGINALS**





### ORIGINAL 1

Size: Medium  
Difficulty: Moderate



### ORIGINAL 2

Size: Medium  
Difficulty: Moderate



### ORIGINAL 3

Size: Large  
Difficulty: Easy



ORIGINAL LINE

FIBERGLASS





## ORIGINAL 4

Length: 625 mm  
Width: 290 mm  
Height: 125 mm  
Difficulty: Easy



## ORIGINAL 5

Length: 625 mm  
Width: 290 mm  
Height: 125 mm  
Difficulty: Easy



ORIGINAL LINE

PU HOLDS

PINCHY PAIR

Holds: 2  
Size: XL - XXL  
Difficulty: Easy - Moderate


BIG LIP

Holds: 1  
Size: XXL  
Difficulty: Easy

SLOPY PLATES

Holds: 2  
Size: XXL  
Difficulty: Hard





## JUGGY LIPS

Holds: 5  
Size: L - XL  
Difficulty: Easy - Moderate



## ROUNDED LIPS

Holds: 5  
Size: L  
Difficulty: Moderate



## BIG JIB LIPS

Holds: 5  
Size: M - L  
Difficulty: Hard



## TRIFLES ONE

Holds: 10  
Size: S  
Difficulty: Moderate - Hard



## TRIFLES TWO

Holds: 10  
Size: S - M  
Difficulty: Easy - Moderate





COMPETITION LINE

PU HOLDS



## GIGA JUGS

Holds: 2  
Size: XXL  
Difficulty: Easy

## COMPETITION LINE



## GIGA LEDGES

Holds: 3  
Size: XXL  
Difficulty: Easy - Moderate






## OPEN HAND JUGS

Holds: 6  
Size: XL  
Difficulty: Easy - Moderate



## BIG LEDGES

Holds: 4  
Size: XL  
Difficulty: Easy



## BIG CRIMPS 2.0

Holds: 6  
Size: M - XL  
Difficulty: Moderate

## SPAX IMPRESSIONS

Holds: 10  
Size: M  
Difficulty: Moderate - Hard



## SPAX JUGS

Holds: 10  
Size: S  
Difficulty: Moderate



## GIGA

Holds: 5  
Size: XXL - XXXL  
Difficulty: Moderate





## IMPRESSION

Holds: 10  
Size: L - XL  
Difficulty: Hard



## PINCHES

Holds: 14  
Size: M - XL  
Difficulty: Moderate



## JUGS

Holds: 10  
Size: M  
Difficulty: Easy



## BIG CRIMPS

Holds: 5  
Size: M - XL  
Difficulty: Moderate



## CRIMPS

Holds: 10  
Size: M  
Difficulty: Moderate



## SLOPY

Holds: 10  
Size: M - XL  
Difficulty: Hard



## FOOTHOLDS

Holds: 10  
Size: XS - S  
Difficulty: Moderate





## SPAX CRIMPS

Holds: 20  
Size: XS - S  
Difficulty: Hard



## SPAX MINI JUGS

Holds: 20  
Size: XS  
Difficulty: Hard



## SPAX SET 1

Holds: 25  
Size: XXS - S  
Difficulty: Hard



## SPAX SET 2

Holds: 35  
Size: XXS - S  
Difficulty: Hard





# DOWN CLIMB JUGS

## WHY? TO GET DOWN SAFELY

- to get down safely after you've climbed a boulder problem.
- specially designed and manufactured for climbing down
- very ergonomic, unique and easily recognizable design
- grips are ideal for gripping at any wall angle
- also suitable as a check-out climbing hold
- grips can be held by any person
- health-supporting



### DOWN CLIMB JUG

Holds: 1  
Size: L  
Difficulty: Easy



### LOGO DOWN CLIMB JUG

Holds: 1  
Size: XL  
Difficulty: Easy

CHILDREN'S GAMES

PARTNER LOGO

CUSTOM - MADE

ADVERTISING SPACE

GYM LOGO

EVERY LOGO

INSTRUCTIONAL GRIP


... AND MORE!



PE HOLDS

SPLIT GRIP LINE

# SPLIT GRIP LINE




## GRIP FEATURE

Holds: 1  
Size: XXXXL  
Difficulty: Easy







## GIGA HANDHOLDS

Holds: 3  
Size: XXXL  
Difficulty: Easy



## OPEN GIGA HANDHOLDS

Holds: 3  
Size: XXXL  
Difficulty: Easy

## XX-LARGE HANDHOLDS

Holds: 5  
Size: XXL  
Difficulty: Easy



## FLAT XX-LARGE HANDHOLDS

Holds: 4  
Size: XXL  
Difficulty: Easy



## LEDGES

Holds: 10  
Size: XL  
Difficulty: Moderate



## MEDIUM HANDHOLDS

Holds: 10  
Size: M  
Difficulty: Easy



## X-LARGE HANDHOLDS

Holds: 10  
Size: XL  
Difficulty: Easy



## SMALL HANDHOLDS

Holds: 10  
Size: S  
Difficulty: Moderate



## LARGE HANDHOLDS

Holds: 10  
Size: L  
Difficulty: Easy



## MEDIUM CRIMPS

Holds: 10  
Size: M  
Difficulty: Moderate



## SMALL CRIMPS

Holds: 10  
Size: S  
Difficulty: Moderate







## MINI SPECIALS

Holds: 20  
Size: S  
Difficulty: Moderate



## BIG FOOTHOLDS

Holds: 10  
Size: S  
Difficulty: Easy



## FOOTHOLDS

Holds: 10  
Size: S  
Difficulty: Easy




## PE HOLDS

# STRAIGHT BLOC LINE



### BIG FEATURE

Holds: 1  
Size: XXXXL  
Difficulty: Easy - Moderate



### GIGA ROOF JUGS

Holds: 3  
Size: XXL  
Difficulty: Easy

### BIG ROOF JUGS

Holds: 7  
Size: XL - XXL  
Difficulty: Easy



### ROOF JUGS

Holds: 6  
Size: L - XL  
Difficulty: Easy





## FEATURES

Holds: 2  
Size: XXXL  
Difficulty: Easy



## SUPER JUGS

Holds: 11  
Size: XL - XXL  
Difficulty: Easy



## JUGS


Holds: 20  
Size: M  
Difficulty: Easy



## MINI JUGS

Holds: 20  
Size: S - M  
Difficulty: Moderate





## POKETS

Holds: 20  
Size: M - XL  
Difficulty: Moderate



## BIG PINCHES

Holds: 10  
Size: L - XL  
Difficulty: Moderate



## MEGA PINCHES

Holds: 2  
Size: XXL  
Difficulty: Easy



## MEDIUM PINCHES


Holds: 10  
Size: M - L  
Difficulty: Moderate



## CRIMPY PINCHES

Holds: 10  
Size: M - L  
Difficulty: Moderate





## INCUT CRIMPS

Holds: 30  
Size: S  
Difficulty: Moderate



## MINI SLOPERS

Holds: 10  
Size: S - M  
Difficulty: Hard




## MINI SPECIALS

Holds: 26  
Size: S  
Difficulty: Hard



## SCREW ON'S

Holds: 32  
Size: XS  
Difficulty: Hard



## BLUEPILL MATERIAL

Bluepill holds are made from a first-class polyurethane or polyester. These two materials have different properties and are carefully selected according to the shape of the holds. During production, we carefully inspect every single hold at every stage of production. This is why we are able to offer a product of the highest quality, which has a long service life.

## ATTACHMENT SYSTEM

All bolt-on Bluepill holds are equipped with a double mounting system so it is possible to attach the holds with an M10 bolt with a cap head or martini head. Apart from a few exceptions, Bluepill holds can also be fastened with wood screws to allow for more flexibility for the hold position. We advise our customers to always use all set screw spots to make sure the attachment is optimal. Please read the instruction sheet to know exactly how to attach the holds.

## HOLLOWBACK


We use our hollowback system for all the bigger Bluepill holds. This system saves material and also reduces the weight of the holds without compromising safety or hold durability. Hollowbacks also make it much easier to handle the larger holds while setting and stripping routes or boulders.

## COLORS OF BLUEPILL

We offer Bluepill holds in 9 standard and fluorescent colors. The colors are matched to the industry standard. If you have special color wishes please contact us.

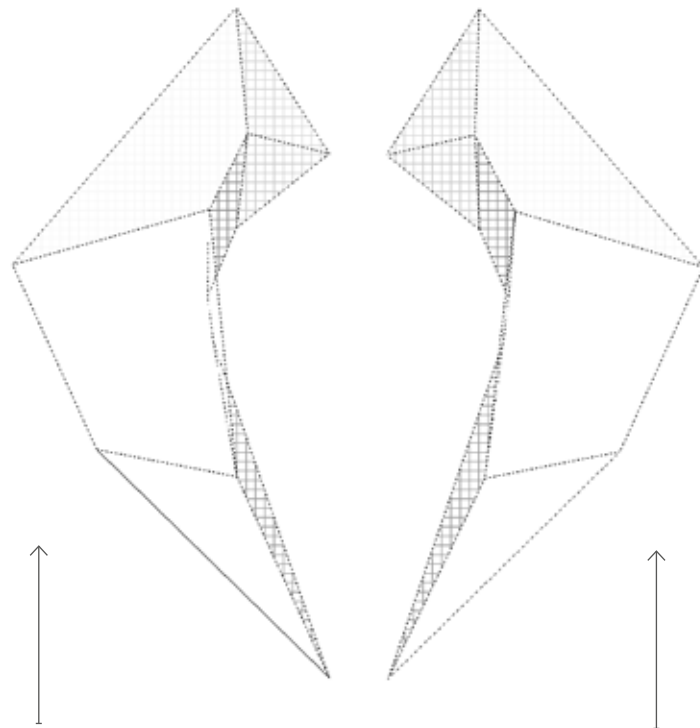
## MAINTENANCE

When holds are screwed to a climbing wall and regularly used, it is normal that they become dirty from chalk and shoe abrasion. In the long term, the grip can be impaired. We therefore advise you to regularly clean the holds and check their condition.





# VOLUMES



## GOOD WINGS LEFT 1500

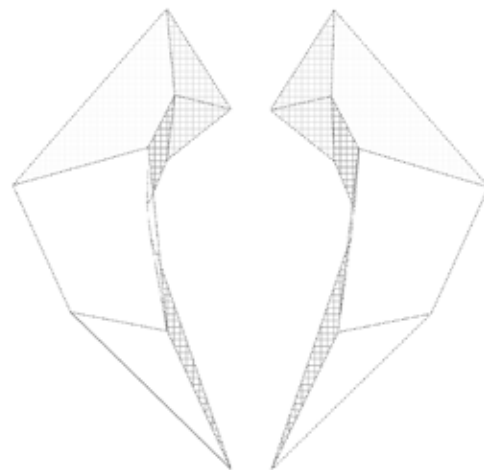
Length: 1500 mm  
Width: 750 mm  
Height: 260 mm  
T-Nuts: no T-nuts

## GOOD WINGS RIGHT 1500

Length: 1500 mm  
Width: 750 mm  
Height: 260 mm  
T-Nuts: no T-nuts

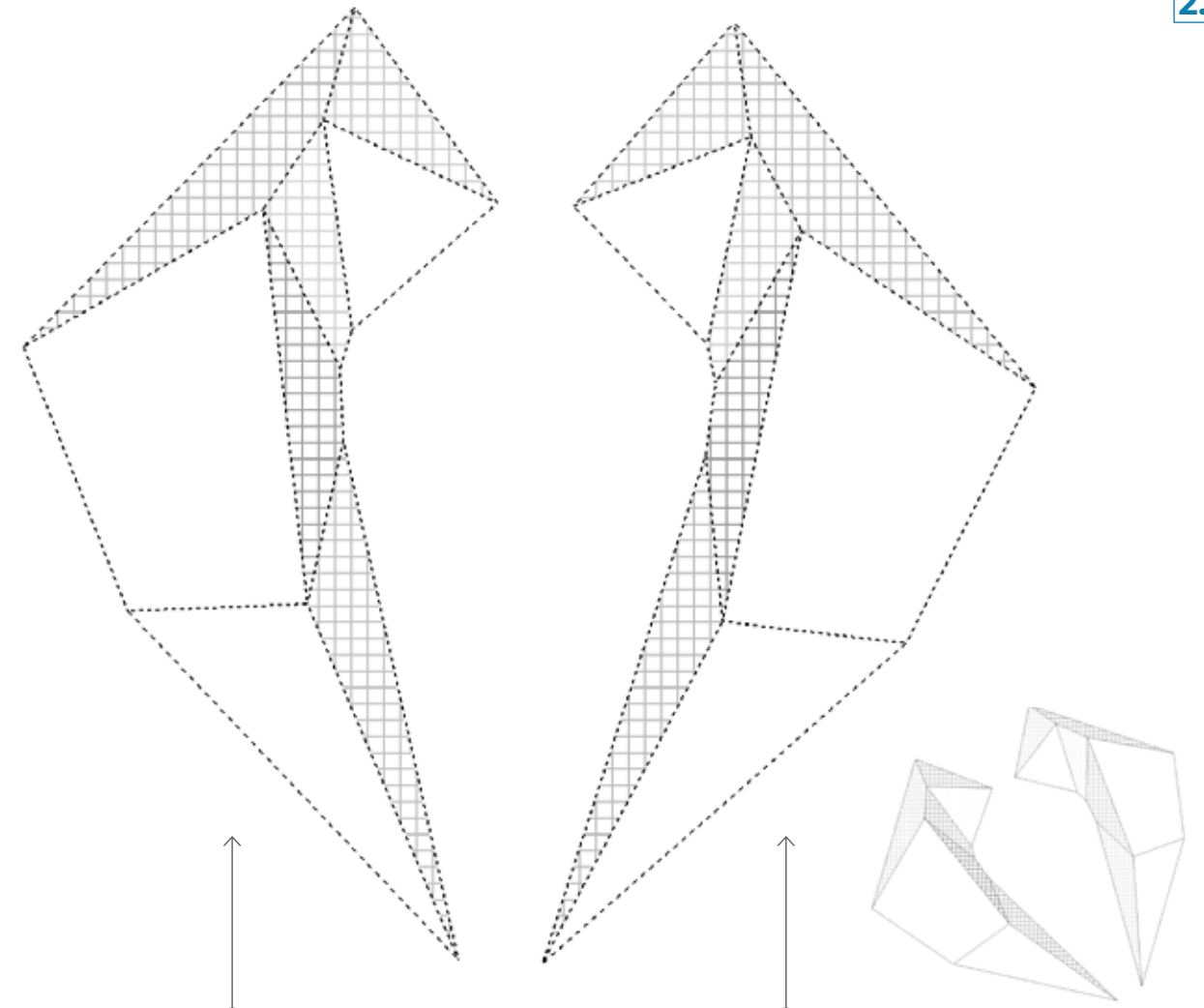
## GOOD WINGS LEFT 750

Length: 750 mm  
Width: 375 mm  
Height: 140 mm  
T-Nuts: no T-nuts



## GOOD WINGS RIGHT 750

Length: 750 mm  
Width: 375 mm  
Height: 140 mm  
T-Nuts: no T-nuts



## BAD WINGS LEFT 1500

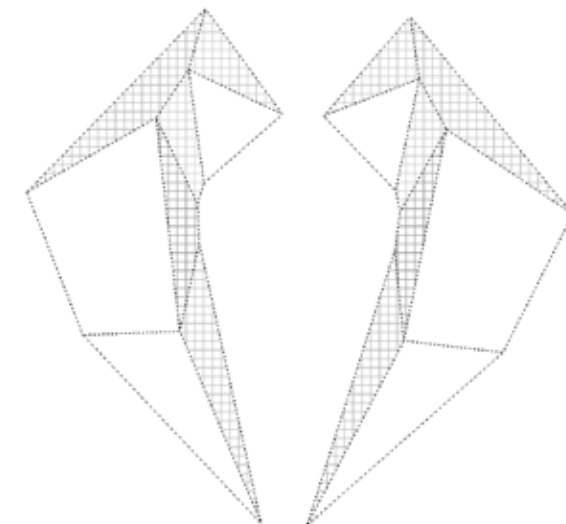
Length: 1500 mm  
Width: 750 mm  
Height: 260 mm  
T-Nuts: no T-nuts

## BAD WINGS RIGHT 1500

Length: 1500 mm  
Width: 750 mm  
Height: 260 mm  
T-Nuts: no T-nuts

## BAD WINGS LEFT 750

Length: 750 mm  
Width: 375 mm  
Height: 140 mm  
T-Nuts: no T-nuts



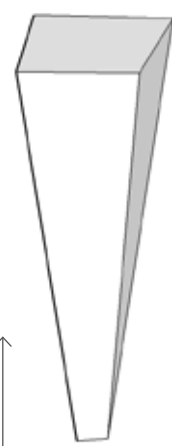
## BAD WINGS RIGHT 750

Length: 750 mm  
Width: 375 mm  
Height: 140 mm  
T-Nuts: no T-nuts



### BROKEN DIAMOND 900 LEFT 1

Length: 900 mm  
Width: 160 mm  
Height: 120 mm  
T-Nuts: no T-nuts



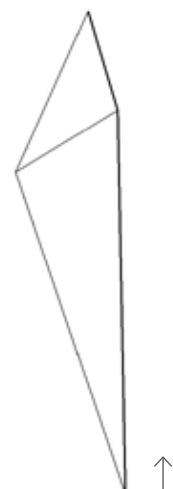
### BROKEN DIAMOND 900 LEFT 3

Length: 900 mm  
Width: 300 mm  
Height: 120 mm  
T-Nuts: no T-nuts



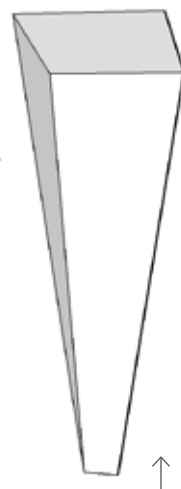
### BROKEN DIAMOND 900 LEFT 2

Length: 900 mm  
Width: 160 mm  
Height: 120 mm  
T-Nuts: no T-nuts



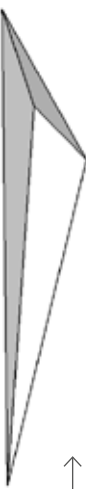
### BROKEN DIAMOND 900 RIGHT 1

Length: 900 mm  
Width: 160 mm  
Height: 120 mm  
T-Nuts: no T-nuts



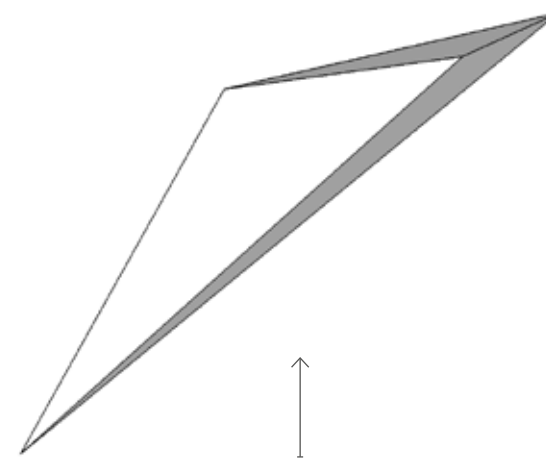
### BROKEN DIAMOND 900 RIGHT 3

Length: 900 mm  
Width: 300 mm  
Height: 120 mm  
T-Nuts: no T-nuts



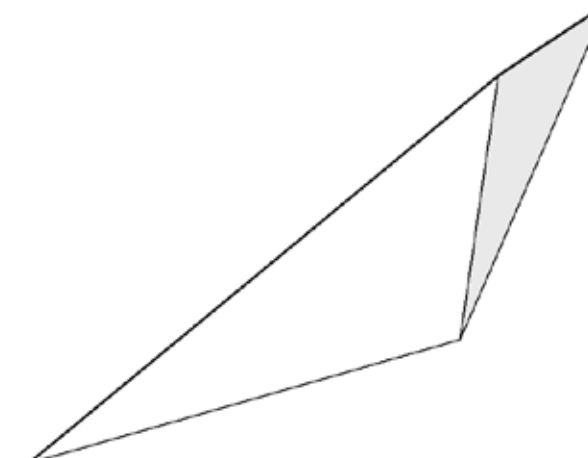
### BROKEN DIAMOND 900 RIGHT 2

Length: 900 mm  
Width: 160 mm  
Height: 120 mm  
T-Nuts: no T-nuts



### DIAMOND 900 PART 1

Length: 900 mm  
Width: 160 mm  
Height: 120 mm  
T-Nuts: no T-nuts



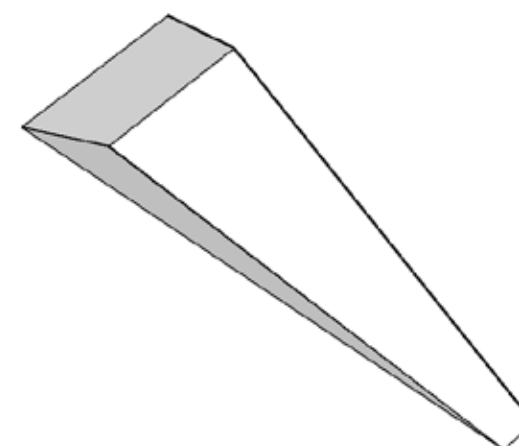
### DIAMOND 900 PART 2

Length: 900 mm  
Width: 160 mm  
Height: 120 mm  
T-Nuts: no T-nuts



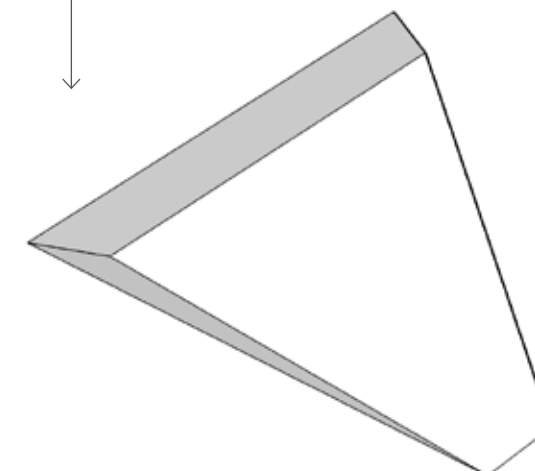
### DIAMOND 900 PART 3

Length: 900 mm  
Width: 300 mm  
Height: 120 mm  
T-Nuts: no T-nuts



### DIAMOND 900 PART 4

Length: 900 mm  
Width: 820 mm  
Height: 120 mm  
T-Nuts: no T-nuts








## FAT TETRES 1200

Length: 1200 mm  
Width: 600 mm  
Height: 350 mm  
T-Nuts: 78



## FAT TETRES 600

Length: 600 mm  
Width: 600 mm  
Height: 200 mm  
T-Nuts: 16




## FAT SQUARE 600

Length: 600 mm  
Width: 600 mm  
Height: 270 mm  
T-Nuts: 28



## FAT BLOC 1200

Length: 1200 mm  
Width: 600 mm  
Height: 330 mm  
T-Nuts: 55



## THIN SQUARE 600

Length: 600 mm  
Width: 600 mm  
Height: 170 mm  
T-Nuts: 24



## FAT BLOC 600

Length: 600 mm  
Width: 300 mm  
Height: 180 mm  
T-Nuts: 8



## FAT SQUARE 300

Length: 300 mm  
Width: 300 mm  
Height: 140 mm  
T-Nuts: 4



## THIN SQUARE 300

Length: 300 mm  
Width: 300 mm  
Height: 100 mm  
T-Nuts: 4








## FAT LONG TRIANGLE 1200

Length: 1200 mm  
Width: 600 mm  
Height: 300 mm  
T-Nuts: 28



## FAT LONG TRIANGLE 600

Length: 600 mm  
Width: 300 mm  
Height: 180 mm  
T-Nuts: 7



## THIN LONG TRIANGLE 1200

Length: 1200 mm  
Width: 600 mm  
Height: 150 mm  
T-Nuts: 19



## THIN LONG TRIANGLE 600

Length: 600 mm  
Width: 300 mm  
Height: 100 mm  
T-Nuts: 4





## FAT CLASSIC TRIANGLE 600

Length: 600 mm  
Width: 600 mm  
Height: 240 mm  
T-Nuts: 10



## THIN CLASSIC TRIANGLE 600

Length: 600 mm  
Width: 600 mm  
Height: 120 mm  
T-Nuts: 6



## FAT CLASSIC TRIANGLE 300

Length: 300 mm  
Width: 300 mm  
Height: 150 mm  
T-Nuts: 3



## THIN CLASSIC TRIANGLE 300

Length: 300 mm  
Width: 300 mm  
Height: 100 mm  
T-Nuts: 3







## WOOD

All Bluepill volumes are made with 18mm, 13 layer, high-quality birch plywood. Birch is used because it provides the perfect balance between strength and elasticity. In addition, birch is a fast-growing tree making it an environmentally friendly choice. Since the volumes are made entirely of plywood, installing screw-on holds is a cinch.

## TEXTURE

Bluepill texture is one of a kind. It's not paint and it's not truck bed liner, it's our own special Bluepill texture. Bluepill texture is best described as having a similar texture to climbing holds, except that it is somewhat water absorbent, which helps keep it from becoming greasy or sweaty like it does with paint. The texture is made up of three rock-hard layers that are ultra-durable and can even withstand the abuse of a power washer without any effect on the texture or color. The texture can be produced in any one of our 40 standard colors or any custom color you want.

## T-NUTS

All our volumes have bomber T-nuts installed with 2 set screws. Our volumes have about twice as many T-nuts as most competitors to allow for more flexibility and creativity in route setting.

## SCREW-ON

All volumes can be screwed on around the edge of the volume. All screw placements are pre-drilled and reinforced with special metal screw washers. You can use either countersunk screws or pan-head screws to attach the volume. Having this screw-on option allows you to put the volume exactly where you need it if a T-nut isn't available. These screw-on spots also allow you to easily install set screws that are needed to prevent a larger volume from spinning.

## BOLT-ON

Most of the volumes can also be bolted on from the outside of the volume, no baseplate required. This allows setters to easily add and remove volumes to and from any wall with T-nuts. Bolt-on volumes also allow us to provide larger volumes without the charge for a baseplate. The bolt-on spot is reinforced with a washer and a layer of extra resin under the wood.

\*These bolt-on spots are not shown in most of our current pictures.

## EASY TO CLEAN

Bluepill volumes can easily be cleaned with a power washer or by scrubbing away any chalk or shoe rubber without damaging the texture.



## BASEPLATE

For almost every volume, except for small ones (Triangle 300), baseplates are available. The baseplate is directly mounted to the T-nuts of your climbing wall and lets you attach the volume without wood screws. The fixation between the baseplate and the volume is done with metric screws (you get a higher durability of the fixation points from this method).

## COLORS

We offer 40 standard colors with all primary colors matched to the industry standards. In addition, we offer any custom color (free for larger orders) and we offer fluorescent colors that glow in the dark with black lights for an additional 15 %. We also offer custom patterns for your volumes, such as 2 or 3 colors for a volume, having every side of the volume a different color or having a different color for the edge of your volumes. Please contact us for pricing options.

## CUSTOM ORDERS

We can customize your order in a variety of ways:

- Safety backup / mounting aid for bigger volumes
- We can produce your volumes in any custom color or combination of colors.
- Volumes without T-nuts are also an option.
- Custom built volumes based on a sketch.

Do you have other ideas or requests? Contact us! We can make almost anything happen.

**PURE WHITE**  
**RAL 9010**



**TRAFFIC YELLOW**  
**RAL 1023**



**TRAFFIC RED**  
**RAL 3020**



**SIGNAL VIOLET**  
**RAL 4008**



**PURE GREEN**  
**RAL 6037**



**SKY BLUE**  
**RAL 5015**



**WINDOW GREY**  
**RAL 7040**



**JET BLACK**  
**RAL 9005**





## BLUEPILL - BLUEWASH

Bluewash offers easy removal of chalk residue and rubber abrasion from climbing soles on plastic holds. The hand hold cleaner has an integrated rust protection and grease remover to restore the hand hold surface.



## BLUEWASH - APPLICATION

- Put the climbing grips in a solution of cleaner and water for 3 to 5 minutes, mixing ratio depending on degree of soiling and exposure time (recommended 1:15) and then spray with a high pressure cleaner or rub off in water with a brush.
- In the ultrasonic bath we recommend a mixing ratio of 1:30.
- This climbing holds cleaner is dishwasher safe! Mixing ratio 1:100 . The baths last longer if the holds are first pre-washed with a high pressure cleaner.



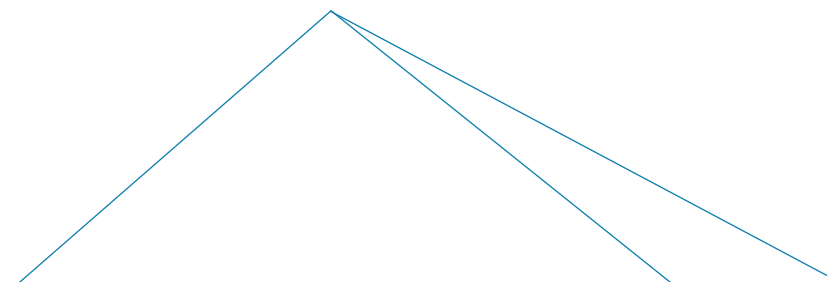
## BLUEPILL - MATWASH

Matwash Tarpaulin Cleaner is a highly effective washing concentrate and a slightly alkaline cleaning concentrate for the removal of dirt in climbing and sports halls. It is used for cleaning floors, Walls and impact protection mats. This cleaner is free of solvents. Matwash can be used with commercially available cleaning devices, high-pressure cleaners and as wiping water.

A 0.5%-2% solution is sufficient to use Matwash in high-pressure equipment. For floor or mat cleaning it is sufficient to use 0.5% of the concentrate. For the first application for basic cleaning, a 10% solution may be required. Warm water can increase the efficiency. For stubborn stains, this cleaner can be used pure, e.g. to remove oils, grease and resin, such as from lifting platforms.

## BLUEPILL - SHOEWASH

Showwash is a disinfectant specially developed for climbing shoes. The odourless disinfectant does not attack artificial leather or genuine leather and is therefore ideal for your own climbing shoe as well as for rental shoes in bouldering and climbing halls.



## ABOUT BLUEPILL

bluepill - this name says it all!

It is not so much if our pill brings you into the matrix - it for sure brings you into new dimensions - it releases the power of creation.

bluepill gives you, the route setters and gym managers a tool for your many ideas and different „problems“ and makes it possible based on the versatility of their implementation.

We are presenting, a gigantic competition line with many creative fiberglass shapes, commercial holds for everyday use as well as a large selection of wood volumes to changing the conditions of the wall completely. bluepill stands for its diversity. Whether polyurethane or polyester, wood volume or fiberglass, we are looking forward to support you worldwide in the implementation of your ideas and goals.

## CONTACT

### KLETTERKULTUR

Daniel-Weil-Straße 5  
89143 Blaubeuren  
Germany

info@bluepill-climbing.com  
**bluepill-climbing.com**

## IMPRESSUM

### PICTURES

Moritz Liebhaber  
Joseph Wetzel  
René Oberkirch

### TEXT

Joseph Wetzel

### GRAPHIC DESIGN

Joseph Wetzel



