

The background of the entire page is a close-up photograph of a climbing wall. It features several climbing holds of different shapes and colors: a large purple hold in the upper left, a light green hold in the lower left, and a blue hold in the bottom right. The wall itself is a dark, textured blue with numerous small, circular holes. In the top right corner, the 'bp' logo is displayed in a large, white, stylized font, with the words 'blue pill' in a smaller, white, lowercase sans-serif font directly beneath it.

bp
blue pill

CLIMBING HOLDS • VOLUMES • EQUIPMENT



CONTACT

KLETTERKULTUR
Saydaer Straße 21e
09125 Chemnitz
Germany

info@bluepill-climbing.com
bluepill-climbing.com

IMPRESSUM

PICTURES
Moritz Liebhaber
Joseph Wetzel
René Oberkirch
Leon Buchholz

TEXT
Joseph Wetzel
Rebecca Petri

GRAPHIC DESIGN
Joseph Wetzel
Angela Richter

nov 2022

content

Impossibles	2
Originals	6
Pills	16
Wings	18
Diamonds	26
Fiber Impressions	36
Competition Line	50
Split Grip	58
Straight Bloc	64
Down Climb	70
Wall Volumes	72
Shirts & Co.	78
Cleaning	80
Informations	82



SOON AVAILABLE MORE THAN

120 HOLDS!



impossibles

dual texture

about...

The set, consisting of 8 macros from small to large, impresses above all with its sustainability: The base body – manufactured by blocz – is made of 100% recycled plastic. In combination with the hold set Impossibles, consisting of 129 holds, a set is created that is particularly multifunctional. In addition, especially the Macros can be combined well with the series Fiberimpression and Competition Line. Here, too, you can choose between Mono and Dual Texture, depending on your preference.

new



IMPOSSIBLES 1

Length: 980 mm
Width: 420 mm
Height: 210 mm
Difficulty: Easy

new



IMPOSSIBLES 2

Length: 1030 mm
Width: 400 mm
Height: 160 mm
Difficulty: Easy

new



IMPOSSIBLES 3

Length: 580 mm
Width: 330 mm
Height: 160 mm
Difficulty: Moderate

new



IMPOSSIBLES 4

Length: 570 mm
Width: 320 mm
Height: 160 mm
Difficulty: Moderate

new



IMPOSSIBLES 5

Length: 650 mm
Width: 310 mm
Height: 140 mm
Difficulty: Moderate

new



IMPOSSIBLES 6

Length: 690 mm
Width: 270 mm
Height: 100 mm
Difficulty: Hard

new



IMPOSSIBLES 7

Length: 540 mm
 Width: 270 mm
 Height: 170 mm
 Difficulty: Easy

new



IMPOSSIBLES 8

Length: 600 mm
 Width: 280 mm
 Height: 180 mm
 Difficulty: Easy

ALL IMPOSSIBLE MACROS AVAILABLE IN

DUAL TEXTURE!



mono texture originals

about...

A shape from Luke Brady, varied holds and macros with Slopers, Pinches and small and large jugs. From the Originals series, the shapes Slopy Planes, Pinchy Pair, Lips and Trifles can be combined with each other and thus enable a versatile route setting.



ORIGINAL 1

Length: 640 mm
Width: 360 mm
Height: 140 mm
Difficulty: Moderate



ORIGINAL 2

Length: 680 mm
Width: 500 mm
Height: 190 mm
Difficulty: Moderate



ORIGINAL 3

Length: 680 mm
Width: 440 mm
Height: 210 mm
Difficulty: Easy



ORIGINAL 4

Length: 625 mm
Width: 290 mm
Heigth: 125 mm
Difficulty: Easy



ORIGINAL 5

Length: 625 mm
Width: 290 mm
Heigth: 125 mm
Difficulty: Easy



ORIGINAL 6

Length: 760 mm
Width: 500 mm
Heigth: 190 mm
Difficulty: Hard



ORIGINAL 7

Length: 740 mm
Width: 420 mm
Heigth: 250 mm
Difficulty: Hard



ORIGINAL 8

Length: 880 mm
Width: 460 mm
Height: 230 mm
Difficulty: Hard



ORIGINAL 9

Length: 1070 mm
Width: 500 mm
Height: 270 mm
Difficulty: Hard



ORIGINAL 10

Length: 1040 mm
Width: 550 mm
Height: 250 mm
Difficulty: Hard



ORIGINAL 11

Length: 640 mm
Width: 220 mm
Height: 80 mm
Difficulty: Moderate

ORIGINAL 12

Length: 700 mm
Width: 220 mm
Height: 80 mm
Difficulty: Moderate



SLOPY PLATES

Holds: 2
Size: XXL
Difficulty: Hard

new



PINCHY PLATES

Holds: 2
Size: XXL
Difficulty: Easy



PINCHY PAIR

Holds: 2
Size: XL - XXL
Difficulty: Easy - Moderate



BIG LIP

Holds: 1
Size: XXL
Difficulty: Easy



JUGGY LIPS

Holds: 5
Size: L - XL
Difficulty: Easy - Moderate

new



SLOPY PAIR

Holds: 2
Size: L
Difficulty: Hard

new



HIGH PINCHY TRIPLE

Holds: 3
Size: L
Difficulty: Easy

new



LOW PINCHY TRIPLE

Holds: 3
Size: L
Difficulty: Moderate



ROUNDED LIPS

Holds: 5
Size: L
Difficulty: Moderate



SLOPY LIPS

Holds: 5
Size: M-L
Difficulty: Moderate - Hard





BIG JIB LIPS

Holds: 5
Size: M - L
Difficulty: Hard



FOOT LIPS

Holds: 5
Size: XS
Difficulty: Moderate

new



JUGGY TRIFLES

Holds: 8
Size: S-M
Difficulty: Easy

new



CRIMPY TRIFLES

Holds: 15
Size: S
Difficulty: Hard

new



OPEN TRIFLES

Holds: 6
Size: M
Difficulty: Hard



TRIFLES ONE

Holds: 10
Size: S
Difficulty: Moderate - Hard



TRIFLES TWO

Holds: 10
Size: S - M
Difficulty: Easy - Moderate



SMALL TRIFLES

Holds: 5
Size: XS
Difficulty: Moderate - Hard



dual texture pills

about...

Their rather unusual round shape for climbing holds makes them look special: the pill. With an angled cut, the series with 120 holds and macros is particularly interesting to install; the dual texture emphasizes this.

Here, particularly creative work can be done in route setting and, depending on the terrain, easy to difficult boulder and routes are possible. In addition to small holds (2.5 cm) to large macros (50 cm), this newly developed, impressive set offers not only good holds but also nasty slopers that provide even more excitement!

new





dual texture wings

about...

The volume holds series Wings includes wooden volumes and PU holds from 8 cm to 1.50 m size and are thus even larger and more impressive than the Diamond series. The volume holds can be ordered with either mono or dual texture, while the complementary PU holds are generally only available in dual texture. The surfaces of the volumes and holds, arranged at various angles, allow for medium to very heavy difficulty levels and imposing movements, depending on the terrain.



DUAL TEXTURE BAD WING LEFT 1500

Length: 1500 mm
Width: 700 mm
Height: 240 mm
Difficulty: Moderate



DUAL TEXTURE BAD WING RIGHT 1500

Length: 1500 mm
Width: 700 mm
Height: 240 mm
Difficulty: Moderate



DUAL TEXTURE BAD WING LEFT 750

Length: 750 mm
Width: 350 mm
Height: 120 mm
Difficulty: Moderate



DUAL TEXTURE BAD WING RIGHT 750

Length: 750 mm
Width: 350 mm
Height: 120 mm
Difficulty: Moderate



DUAL TEXTURE GOOD WING LEFT 1500

Length: 1500 mm
Width: 700 mm
Height: 260 mm
Difficulty: Easy



DUAL TEXTURE GOOD WING RIGHT 1500

Length: 1500 mm
Width: 700 mm
Height: 260 mm
Difficulty: Easy



DUAL TEXTURE GOOD WING LEFT 750

Length: 750 mm
Width: 350 mm
Height: 130 mm
Difficulty: Easy



DUAL TEXTURE GOOD WING RIGHT 750

Length: 750 mm
Width: 350 mm
Height: 130 mm
Difficulty: Easy



DUAL TEXTURE MINI WINGS FAT

Holds: 4
Size: L
Difficulty: Easy-Moderate




DUAL TEXTURE MINI WINGS THIN

Holds: 4
Size: L
Difficulty: Moderate-Hard




DUAL TEXTURE MICRO WINGS

Holds: 12
Size: XS-S
Difficulty: Moderate-Hard






mono texture wings




BAD WING LEFT 1500

Length: 1500 mm
Width: 700 mm
Height: 240 mm
Difficulty: Moderate



BAD WING RIGHT 1500

Length: 1500 mm
Width: 700 mm
Height: 240 mm
Difficulty: Moderate



BAD WING LEFT 750


Length: 750 mm
Width: 350 mm
Height: 120 mm
Difficulty: Moderate



BAD WING RIGHT 750

Length: 750 mm
Width: 350 mm
Height: 120 mm
Difficulty: Moderate

wings



GOOD WING LEFT 1500

Length: 1500 mm
Width: 700 mm
Heigh: 260 mm
Difficulty: Easy



GOOD WING RIGHT 1500

Length: 1500 mm
Width: 700 mm
Heigh: 260 mm
Difficulty: Easy



GOOD WING LEFT 750

Length: 750 mm
Width: 350 mm
Heigh: 130 mm
Difficulty: Easy



GOOD WING RIGHT 750

Length: 750 mm
Width: 350 mm
Heigh: 130 mm
Difficulty: Easy


PLEASE COMBINE
DUAL TEXTURE
WINGS HOLDS

on page 21





DUAL TEXTURE
BROKEN DIAMOND 900 LEFT 1 + 2



DUAL TEXTURE
BROKEN DIAMOND 900 LEFT 1 + 2 + 3

diamonds

dual texture

about...

The wooden bluepill volume holds with dual texture offers many different ways to connect with each other. In addition to the large middle connector, all volume holds can also be used separately. Great to adjust the difficulty with some screw on PU holds. It is also possible to choose between mono and dual texture.




DUAL TEXTURE BROKEN DIAMOND 900 LEFT 1

Length: 900 mm
Width: 250 mm
Height: 110 mm
Difficulty: Hard



DUAL TEXTURE BROKEN DIAMOND 900 LEFT 2

Length: 900 mm
Width: 200 mm
Height: 110 mm
Difficulty: Easy



DUAL TEXTURE BROKEN DIAMOND 900 LEFT 3

Length: 900 mm
Width: 280 mm
Height: 110 mm
Difficulty: Easy



DUAL TEXTURE BROKEN DIAMOND 900 RIGHT 1

Length: 900 mm
Width: 200 mm
Height: 110 mm
Difficulty: Easy



DUAL TEXTURE BROKEN DIAMOND 900 RIGHT 2

Length: 900 mm
Width: 250 mm
Height: 110 mm
Difficulty: Hard



DUAL TEXTURE BROKEN DIAMOND 900 RIGHT 3

Length: 900 mm
Width: 280 mm
Height: 110 mm
Difficulty: Easy



DUAL TEXTURE
BROKEN DIAMOND 900 RIGHT 1 + 2



DUAL TEXTURE
BROKEN DIAMOND 900 RIGHT 1 + 2 + 3



DUAL TEXTURE DIAMOND 900 PART 1

Length: 900 mm
Width: 210 mm
Height: 110 mm
Difficulty: Moderate



DUAL TEXTURE DIAMOND 900 PART 2

Length: 900 mm
Width: 210 mm
Height: 110 mm
Difficulty: Moderate



DUAL TEXTURE DIAMOND 900 PART 3

Length: 900 mm
Width: 280 mm
Height: 110 mm
Difficulty: Moderate




DUAL TEXTURE DIAMOND 900 PART 4

Length: 900 mm
Width: 820 mm
Height: 110 mm
Difficulty: Moderate



DUAL TEXTURE
DIAMOND 900 PART 1+2+3



DUAL TEXTURE
DIAMOND 900 PART 1+2+4

diamonds



DUAL TEXTURE MINI DIAMONDS FAT

Holds: 8
Size: L
Difficulty: Easy-Hard



DUAL TEXTURE MINI DIAMONDS THIN

Holds: 6
Size: L
Difficulty: Easy-Hard




DUAL TEXTURE MICRO DIAMONDS

Holds: 8
Size: M
Difficulty: Easy-Hard





mono texture diamonds



BROKEN DIAMOND 900 LEFT 1

Length: 900 mm
Width: 250 mm
Height: 110 mm
Difficulty: Moderate



BROKEN DIAMOND 900 LEFT 2

Length: 900 mm
Width: 200 mm
Height: 110 mm
Difficulty: Easy



BROKEN DIAMOND 900 LEFT 3

Length: 900 mm
Width: 280 mm
Height: 110 mm
Difficulty: Easy



BROKEN DIAMOND 900 RIGHT 1

Length: 900 mm
Width: 200 mm
Heigth: 110 mm
Difficulty: Easy



BROKEN DIAMOND 900 RIGHT 2

Length: 900 mm
Width: 250 mm
Heigth: 110 mm
Difficulty: Moderate



BROKEN DIAMOND 900 RIGHT 3

Length: 900 mm
Width: 280 mm
Heigth: 110 mm
Difficulty: Easy

**PLEASE COMBINE
DUAL TEXTURE
DIAMOND HOLDS**

on page 30




DIAMOND 900 PART 1

Length: 900 mm
Width: 210 mm
Height: 110 mm
Difficulty: Easy



DIAMOND 900 PART 2

Length: 900 mm
Width: 210 mm
Height: 110 mm
Difficulty: Easy



DIAMOND 900 PART 3

Length: 900 mm
Width: 280 mm
Height: 110 mm
Difficulty: Easy



DIAMOND 900 PART 4

Length: 900 mm
Width: 820 mm
Height: 110 mm
Difficulty: Easy



fiber impressions

dual texture

about...

The Fiber Impressions can be combined with other bluepill sets, for example the Competition Line. Thus, the combination is extremely popular in both competition and commercial use. Their extension with 8 macros is slightly different in size, but they are more undercut and juggy – especially well suited for easier difficulty levels. In combination with the existing set, but also with the Impossible set (holds and macros), even more varied boulder and routes are possible! It can be chosen between mono and dual texture.



DUAL TEXTURE FIBER IMPRESSION 1

Length: 625 mm
Width: 290 mm
Height: 125 mm
Difficulty: Easy



DUAL TEXTURE FIBER IMPRESSION 2

Length: 750 mm
Width: 330 mm
Height: 120 mm
Difficulty: Easy



DUAL TEXTURE FIBER IMPRESSION 3

Length: 930 mm
Width: 340 mm
Height: 135 mm
Difficulty: Easy



DUAL TEXTURE FIBER IMPRESSION 4

Length: 590 mm
Width: 570 mm
Height: 135 mm
Difficulty: Moderate



DUAL TEXTURE FIBER IMPRESSION 5

Length: 620 mm
Width: 560 mm
Height: 180 mm
Difficulty: Moderate



DUAL TEXTURE FIBER IMPRESSION 6

Length: 750 mm
Width: 560 mm
Height: 150 mm
Difficulty: Hard



DUAL TEXTURE FIBER IMPRESSION 7

Length: 570 mm
Width: 550 mm
Height: 140 mm
Difficulty: Moderate



DUAL TEXTURE FIBER IMPRESSION 8

Length: 640 mm
Width: 530 mm
Height: 125 mm
Difficulty: Hard



DUAL TEXTURE FIBER IMPRESSION 9

Length: 600 mm
Width: 560 mm
Height: 160 mm
Difficulty: Moderate



DUAL TEXTURE FIBER IMPRESSION 10

Length: 570 mm
Width: 560 mm
Height: 200 mm
Difficulty: Easy



DUAL TEXTURE FIBER IMPRESSION 11

Length: 720 mm
Width: 550 mm
Height: 220 mm
Difficulty: Moderate




DUAL TEXTURE FIBER IMPRESSION 12

Length: 560 mm
Width: 420 mm
Height: 160 mm
Difficulty: Hard



DUAL TEXTURE FIBER IMPRESSION 13

Length: 600 mm
Width: 400 mm
Height: 180 mm
Difficulty: Easy



DUAL TEXTURE FIBER IMPRESSION 14

Length: 700 mm
Width: 350 mm
Height: 200 mm
Difficulty: Moderate

FIBER IMPRESSION MACROS 15 - 22 AVAILABLE IN
DUALTEXTURE!





blue pill

fiber impressions



FIBER IMPRESSION 1

Length: 625 mm
Width: 290 mm
Height: 125 mm
Difficulty: Easy



FIBER IMPRESSION 2

Length: 750 mm
Width: 330 mm
Height: 120 mm
Difficulty: Easy



FIBER IMPRESSION 3

Length: 930 mm
Width: 340 mm
Height: 135 mm
Difficulty: Easy



FIBER IMPRESSION 4

Length: 590 mm
Width: 570 mm
Heigth: 135 mm
Difficulty: Moderate



FIBER IMPRESSION 5

Length: 620 mm
Width: 560 mm
Heigth: 180 mm
Difficulty: Moderate



FIBER IMPRESSION 6

Length: 750 mm
Width: 560 mm
Heigth: 150 mm
Difficulty: Hard



FIBER IMPRESSION 7

Length: 570 mm
Width: 550 mm
Heigth: 140 mm
Difficulty: Moderate



FIBER IMPRESSION 8

Length: 640 mm
Width: 530 mm
Height: 125 mm
Difficulty: Hard



FIBER IMPRESSION 9

Length: 600 mm
Width: 560 mm
Height: 160 mm
Difficulty: Moderate



FIBER IMPRESSION 10

Length: 570 mm
Width: 560 mm
Height: 200 mm
Difficulty: Easy



FIBER IMPRESSION 11

Length: 720 mm
Width: 550 mm
Height: 220 mm
Difficulty: Moderate



FIBER IMPRESSION 12

Length: 560 mm
Width: 420 mm
Height: 160 mm
Difficulty: Hard



FIBER IMPRESSION 13

Length: 600 mm
Width: 400 mm
Height: 180 mm
Difficulty: Easy



FIBER IMPRESSION 14

Length: 700 mm
Width: 350 mm
Height: 200 mm
Difficulty: Moderate

new



FIBER IMPRESSION 15

Length: 600 mm
Width: 420 mm
Height: 220 mm
Difficulty: Easy

new



FIBER IMPRESSION 16

Length: 620 mm
Width: 320 mm
Height: 200 mm
Difficulty: Easy

new



FIBER IMPRESSION 17

Length: 720 mm
Width: 330 mm
Height: 210 mm
Difficulty: Easy

new



FIBER IMPRESSION 18

Length: 630 mm
Width: 430 mm
Height: 230 mm
Difficulty: Easy

new



FIBER IMPRESSION 19

Length: 590 mm
Width: 330 mm
Height: 150 mm
Difficulty: Moderate

fiber impressions

new



FIBER IMPRESSION 20

Length: 730 mm
Width: 320 mm
Height: 190 mm
Difficulty: Moderate

new



FIBER IMPRESSION 21

Length: 700 mm
Width: 380 mm
Height: 190 mm
Difficulty: Moderate

new




FIBER IMPRESSION 22

Length: 680 mm
Width: 420 mm
Height: 220 mm
Difficulty: Moderate

ALL FIBERIMPRESSION MACROS AVAILABLE IN

DUAL TEXTURE!



DAV
Deutscher Alpenverein

iFSC

EARTH
Act For Life

MUNICH 2025

TOP

WA5

ZONE

ARID


EARTH



competition line

about...

In addition to a dual texture, a mono texture and single or multi colour can be selected. The Competition Line offers a very diverse assortment of small to large, good to bad grips, which allows a variable, versatile use. Thus, the combination of sets is extremely popular in both competition and commercial use.



GIGA JUGS

Holds: 2
Size: XXL
Difficulty: Easy



GIGA LEDGES

Holds: 3
Size: XXL
Difficulty: Easy - Moderate



OPEN HAND JUGS

Holds: 6
Size: XL
Difficulty: Easy - Moderate



BIG CRIMPS 2.0

Holds: 6
Size: M - XL
Difficulty: Moderate



BIG LEDGES

Holds: 4
Size: XL
Difficulty: Easy



SPAX IMPRESSIONS

Holds: 10
Size: M
Difficulty: Moderate - Hard



SPAX JUGS

Holds: 10
Size: S
Difficulty: Moderate

GIGA

Holds: 5
Size: XXL - XXXL
Difficulty: Moderate



competition line



IMPRESSION

Holds: 10
Size: L - XL
Difficulty: Hard



PINCHES

Holds: 14
Size: M - XL
Difficulty: Moderate



SLOPY

Holds: 10
Size: M - XL
Difficulty: Hard



JUGS

Holds: 10
Size: M
Difficulty: Easy



BIG CRIMPS

Holds: 5
Size: M - XL
Difficulty: Moderate



CRIMPS

Holds: 10
Size: M
Difficulty: Moderate



FOOTHOLDS

Holds: 10
Size: XS - S
Difficulty: Moderate

competition line



SPAX CRIMPS

Holds: 20
Size: XS - S
Difficulty: Hard



SPAX MINI JUGS

Holds: 20
Size: XS
Difficulty: Hard



SPAX SET 1

Holds: 25
Size: XXS - S
Difficulty: Hard



SPAX SET 2

Holds: 35
Size: XXS - S
Difficulty: Hard






split grip


about...

The more extensive PE line Split Grip from bluepill has a simple and elegant dual texture. Route setters can choose from large grips to small spaxes and thus vary the difficulty accordingly. The set is particularly suitable for routes and boulders of easy to medium difficulty. Above all, the spax holds can be installed very well directly on edges, which increases the popularity of their use for routes enormously.

GRIP FEATURE


Hold: 1
Size: XXXXL
Difficulty: Easy





GIGA HANDHOLDS

Holds: 3
Size: XXXL
Difficulty: Easy




OPEN GIGA HANDHOLDS

Holds: 3
Size: XXXL
Difficulty: Easy



XX-LARGE HANDHOLDS

Holds: 5
Size: XXL
Difficulty: Easy



FLAT XX-LARGE HANDHOLDS

Holds: 4
Size: XXL
Difficulty: Easy



LEDGES

Holds: 10
Size: XL
Difficulty: Moderate



X-LARGE HANDHOLDS

Holds: 10
Size: XL
Difficulty: Easy



LARGE HANDHOLDS

Holds: 10
Size: L
Difficulty: Easy



MEDIUM HANDHOLDS

Holds: 10
Size: M
Difficulty: Easy



SMALL HANDHOLDS

Holds: 10
Size: S
Difficulty: Moderate



MEDIUM CRIMPS

Holds: 10
Size: M
Difficulty: Moderate



SMALL CRIMPS

Holds: 10
Size: S
Difficulty: Moderate



MINI SPECIALS

Holds: 20
Size: S
Difficulty: Moderate



BIG FOOTHOLDS

Holds: 10
Size: S
Difficulty: Easy



FOOTHOLDS

Holds: 10
Size: S
Difficulty: Easy



MINI SPAX

Holds: 10
Size: S
Difficulty: Easy



straight bloc

about...

The line Straight Bloc is one of the few hold sets from bluepill made of PE. With a good price-performance ratio, the set includes small spax holds, large jugs, small finger holes, bars, crimps and much more – a good all-rounder for example for the initial equipment of a new gym.



BIG FEATURE

Holds: 1
Size: XXXXL
Difficulty: Easy - Moderate



GIGA ROOF JUGS

Holds: 3
Size: XXL
Difficulty: Easy



BIG ROOF JUGS

Holds: 7
Size: XL - XXL
Difficulty: Easy



ROOF JUGS

Holds: 6
Size: L - XL
Difficulty: Easy



FEATURES

Holds: 2
Size: XXXL
Difficulty: Easy



SUPER JUGS

Holds: 11
Size: XL - XXL
Difficulty: Easy




JUGS

Holds: 20
Size: M
Difficulty: Easy



MINI JUGS

Holds: 20
Size: S - M
Difficulty: Moderate



POKETS

Holds: 20
Size: M - XL
Difficulty: Moderate



MEGA PINCHES

Holds: 2
Size: XXL
Difficulty: Easy



BIG PINCHES

Holds: 10
Size: L - XL
Difficulty: Moderate



MEDIUM PINCHES

Holds: 10
Size: M - L
Difficulty: Moderate



CRIMPY PINCHES

Holds: 10
Size: M - L
Difficulty: Moderate



INCUT CRIMPS

Holds: 30
Size: S
Difficulty: Moderate




MINI SLOPERS

Holds: 10
Size: S - M
Difficulty: Hard



MINI SPECIALS

Holds: 26
Size: S
Difficulty: Hard



SCREW ON'S

Holds: 32
Size: XS
Difficulty: Hard




**down
climb**



down climb

about...

Why do we need climbing holds to climb down? Quite simply: to land safely on the mat after bouldering! Bluepill's Down Climb Jugs are designed to be particularly easy to grip by anyone and are visually distinct from other climbing holds. This eliminates the possibility of confusion! Their ergonomics and haptics are suitable for all wall angles, so that the holds can be used even with more severe problems, for example, to clean holds or project boulder.



LOGO DOWN CLIMB JUG

Hold: 1
Size: XL
Difficulty: Easy



DOWN CLIMB JUG

Hold: 1
Size: L
Difficulty: Easy



DOWN CLIMB MINI JUGS [FOOTHOLDS]

Holds: 10
Size: M
Difficulty: Easy



wall volumes


dual texture option

about...

The range includes volumes that allow holds to be attached with M10 screws. They focus on adding variety to route setting by making all shapes asymmetrical, allowing route setters to choose between as many different angles and sizes as possible.

FAT TETRES 1200


Length: 1200 mm
Width: 600 mm
Height: 350 mm
T-Nuts: 78



FAT TETRES 600

Length: 600 mm
Width: 600 mm
Height: 200 mm
T-Nuts: 16





FAT SQUARE 600

Length: 600 mm
Width: 600 mm
Height: 270 mm
T-Nuts: 28



THIN SQUARE 600

Length: 600 mm
Width: 600 mm
Height: 170 mm
T-Nuts: 24



FAT SQUARE 300

Length: 300 mm
Width: 300 mm
Height: 140 mm
T-Nuts: 4




THIN SQUARE 300

Length: 300 mm
Width: 300 mm
Height: 100 mm
T-Nuts: 4

FAT BLOC 1200


Length: 1200 mm
Width: 600 mm
Height: 330 mm
T-Nuts: 55



FAT BLOC 600

Length: 600 mm
Width: 300 mm
Height: 180 mm
T-Nuts: 8






FAT LONG TRIANGLE 1200

Length: 1200 mm
Width: 600 mm
Height: 300 mm
T-Nuts: 28



FAT LONG TRIANGLE 600

Length: 600 mm
Width: 300 mm
Height: 180 mm
T-Nuts: 7



THIN LONG TRIANGLE 1200

Length: 1200 mm
Width: 600 mm
Height: 150 mm
T-Nuts: 19



THIN LONG TRIANGLE 600

Length: 600 mm
Width: 300 mm
Height: 100 mm
T-Nuts: 4



FAT CLASSIC TRIANGLE 600

Length: 600 mm
Width: 600 mm
Height: 3000 mm
T-Nuts: 9



THIN CLASSIC TRIANGLE 600

Length: 600 mm
Width: 600 mm
Height: 200 mm
T-Nuts: 5



FAT CLASSIC TRIANGLE 300

Length: 300 mm
Width: 300 mm
Height: 150 mm
T-Nuts: 3



THIN CLASSIC TRIANGLE 300

Length: 300 mm
Width: 300 mm
Height: 100 mm
T-Nuts: 3



New in the store: T-shirts!

You can choose between blue mottled with a playful front print in chalk aesthetic or a white shirt with discreet, triple front print in three shades of blue. The organic cotton fabric is comfortable to wear even on warm or busy days.

shirts & co

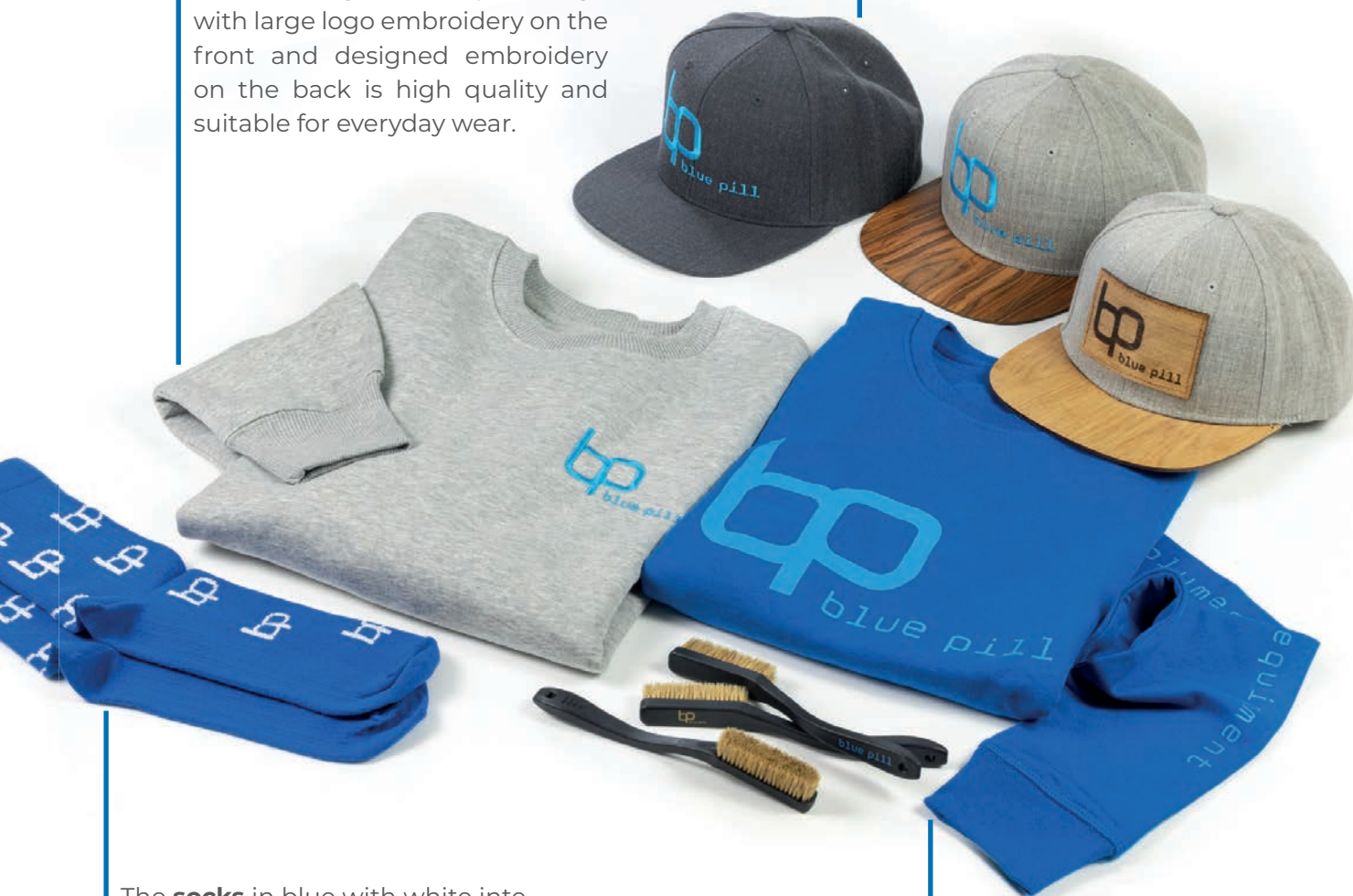
Looking for merch?

Bluepill offers a small collection, modern cuts, simple design... true to the Bluepill line!

Stylish from head to toe with our bluepill collection!

The **grey sweater** is cozy and should not only be worn when route setting. The simple design with large logo embroidery on the front and designed embroidery on the back is high quality and suitable for everyday wear.

Our **Bluepill Caps** are available in the standard textile version and in our premium version with real wood shield and logo patch. These can also be individualized with your personal wishes as a laser engraving.



The **socks** in blue with white integrated logo are simply simple and cozy—just make a statement!

The **longsleeve** with front print is suitable for medium-warm days in the climbing gym and the transitional season. The Bluepill logo, also blue, is discreetly tone on tone and captivates with its typical Bluepill color scheme.



cleaning

about...

Our Bluewash is a development especially for climbing holds!
Also available are cleaning agents for shoes (Shoewash) and mats (Matwash)

Bluepill **stainless steel cleaning tubs** make the cleaning process much easier! With a small tub for preparation and a large tub according to ergonomic standards with splash protection, not only small holds but also macros up to large volumes become sparkling clean in no time! Specially designed for climbing and bouldering gym operation, cleaning with the special tubs and high-pressure cleaners as a supplement also achieves economic advantages.



With ideas from the industry and transferred to the climbing and bouldering gym operation and their specific needs Bluewash is now available in three variants: As a concentrate, Bluewash Extreme and Bluewash Soft. The cleaning agents **Bluewash Extreme and Soft** are suitable for holds (PU and PE), macros, wooden volumes and also bouldering or climbing walls. With the proper mixing ratio, everything from lightly soiled to very dirty can be efficiently brought back to shine!





WOOD

All bluepill volumes are made with 18mm, 13 layers, high-quality birch plywood. We use birch because it provides the perfect balance between strength and elasticity. In addition, birch is a fast-growing tree making it an environmentally-friendly choice. Since the volumes are made entirely of plywood, installing screw-on holds is a cinch.

TEXTURE

The bluepill texture is one of a kind. It's not paint, and it's not a truck bed liner. It's our special bluepill texture. It is similar to the texture of climbing holds, except that it is somewhat water absorbent, which helps keep it from becoming greasy or sweaty as it does with paint. The texture is made of three rock-hard layers that are ultra-durable and can even withstand the abuse of a power washer without any effect on the texture or color. The texture is available in any one of our 40 standard colors or any custom color you want.

T-NUTS

All our volumes have bomber T-nuts installed with two set screws. Our volumes have about twice as many T-nuts as most competitors to allow for more flexibility and creativity in route setting.

informations

SCREW-ON

All volumes can be screwed on around the edge of the Volume. The screw placements are pre-drilled and reinforced with special metal screw washers. You can use either countersunk screws or pan-head screws to attach the Volume. The screw-on option gives you the possibility to put the volume exactly where you need it if a T-nut isn't available. These screw-on spots also allow you to easily install set screws, to prevent larger volumes from spinning.

BOLT-ON

Most of the volumes can also be bolted, on from the outside of the volume, a baseplate is not required. This option allows setters to easily add and remove volumes to and from any wall with T-nuts. Bolt-on volumes also allow us to provide larger volumes without the charge for a baseplate. The bolt-on spot is reinforced with a washer and a layer of extra resin under the wood.

*These bolt-on spots are not shown in most of our current pictures.

EASY TO CLEAN

Clean your bluepill volumes easily with a power washer or by scrubbing away any chalk or shoe rubber without damaging the texture.

MAINTENANCE

When holds are screwed to a climbing wall and regularly used, it is normal that they become dirty from chalk and shoe abrasion. In the long term, the grip can be impaired. We therefore advise you to regularly clean the holds and check their condition.

BLUEPILL MATERIAL

Bluepill holds are made from a first-class polyurethane or polyester. These two materials have different properties and are carefully selected according to the shape of the holds. During production, we carefully inspect every single hold at every stage of production. This is why we are able to offer a product of the highest quality, which has a long service life.

ATTACHMENT SYSTEM

All bolt-on bluepill holds are equipped with a double mounting system so it is possible to attach the holds with an M10 bolt with a cap head or martini head. Apart from a few exceptions, bluepill holds can also be fastened with wood screws to allow for more flexibility for the hold position. We advise our customers to always use all set screw spots to make sure the attachment is optimal. Please read the instruction sheet to know exactly how to attach the holds.

HOLLOWBACK

We use our hollowback system for all the bigger bluepill holds. This system saves material and also reduces the weight of the holds without compromising safety or hold durability. Hollowbacks also make it much easier to handle the larger holds while setting and stripping routes or boulders.

CUSTOM ORDERS

We can customize your order in a variety of ways:

- Safety backup / mounting aid for bigger volumes
- We can produce your volumes in any custom color or combination of colors.
- Volumes without T-nuts are also an option.
- Custom built volumes based on a sketch.

Do you have other ideas or requests? Contact us! We can make almost anything happen.



informations

COLORS

We offer 40 standard colors with all primary colors matched to the industry standards. In addition, we offer any custom color (free for larger orders) and fluorescent colors that glow in the dark with black lights for an additional 15 %. We also offer custom patterns, such as 2 or 3 colors, having every side a different color, or having a different color for the edge of your volumes. Please contact us directly for pricing options.

ABOUT BLUEPILL

bluepill - the name says it all!

It is not so much if our pill brings you into the matrix - it for sure brings you into new dimensions - it releases the power of creation.

bluepill gives you, the route setters and gym managers a tool for your ideas and different „problems“ and makes it possible based on the versatility of their implementation.

We're presenting, a gigantic competition line with many creative macro shapes, commercial holds for everyday use as well as a large selection of wood volumes, to change up the conditions of the wall completely. bluepill stands for its diversity. Whether polyurethane or polyester, wood volume or macros, we are looking forward to support you worldwide in the implementation of your ideas and goals.



